

# WINDOW KIT FOR LOCAL AIR CONDITIONERS

## WK-400A

### User manual



Translation of original user manual.

## Installation of Window Kit

---

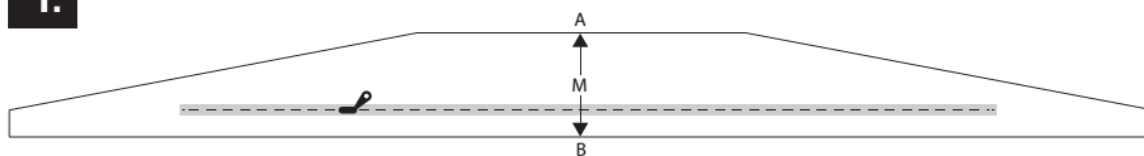
**This product should not be installed and serviced by person (including children) who has reduced physical, sensory or mental abilities or lacks the necessary knowledge and experience. Such person needs to be supervised or instructed to install and operate the product by an individual responsible for their safety. Keep children away from the product at a safe distance. Window kit WK-400A does not prevent from falling out of the window.**

1. Mark the center (M) of the window kit (Fig. 1).
2. Mark the center of the window frame and of the window sash according to the type of your window (Fig. 2-4).
3. Attach the Velcro strap (2cm wide) to the front side of the window frame and to the front side of the window sash.
4. First, attach the window kit to the side A (window frame) with Velcro, then to the side B (window sash) away from the center (M) to the left and to the right.
5. **IMPORTANT!** When installing the window kit with the Velcro, the point A must be exactly against the point B (Fig. 2-4).
6. When closing the window, make sure that the window kit does not get between the window sash and the window frame. Window kit or window stripping might get damaged.
7. We recommend opening the zip at the locations shown in Fig. 2-4 and marked as "S". Open the zipper and insert the hose of the air conditioner (outlet of hot air) or its ending into the hole. Then fasten the hose at both sides by the zipper.

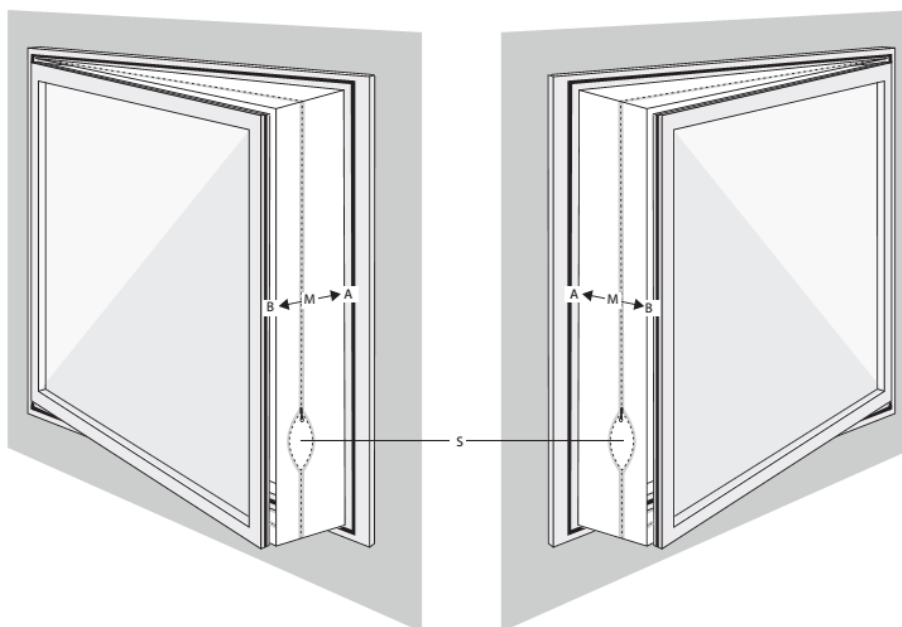


8. To uninstall the window kit, use the reverse procedure. If you are considering to use the window kit in the future, do not remove the Velcro from the window sash and the frame.

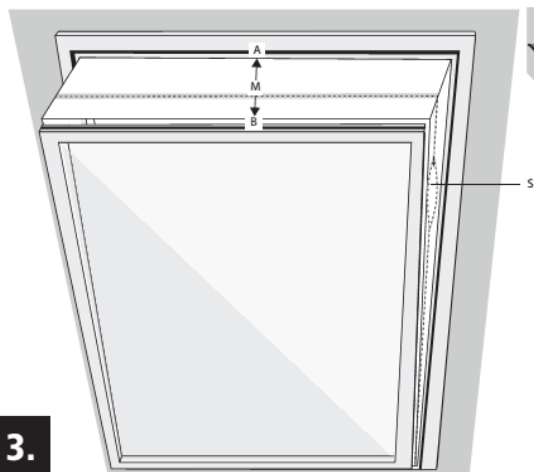
1.



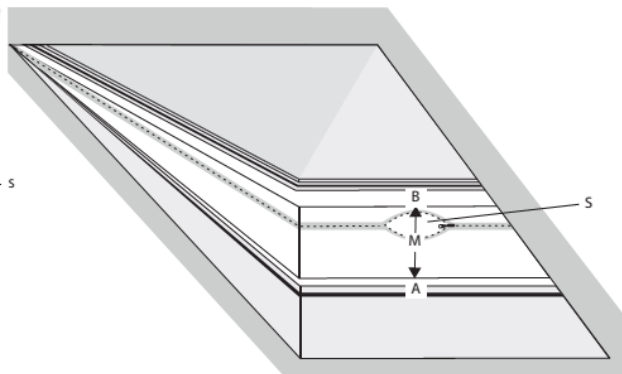
2.



3.



4.



## Producer

---

SINCLAIR CORPORATION Ltd.  
1-4 Argyll St.  
LONDON  
W1F 7LD  
United Kingdom

[www.sinclair-world.com](http://www.sinclair-world.com)

Made in China

## Representative, service

---

NEPA spol. s r.o.  
Purkyňova 45  
Brno  
612 00  
Czech Republic

Phone.: +420 541 590 140  
Fax: +420 541 590 124

[www.sinclair-solutions.com](http://www.sinclair-solutions.com)  
[info@sinclair-solutions.com](mailto:info@sinclair-solutions.com)



Use a program for curtains with a maximum temperature of 40 ° for washing.



The product must not be dried in a tumble dryer.

